

**K-83 T**



Dimension	code	L, V mm	m g
DN10	411087	55	176
DN15	411088	63	246
DN20	411089	75	367
DN25	411090	85	604
DN32	411091	95	975
DN40	411092	110	1 240
DN50	411093	140	2 200

**K-83 S**



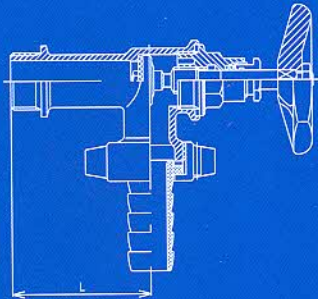
Dimension	code	L, V mm	m g
DN15	411080	52	214
DN20	411081	56	248

**K-125 T**



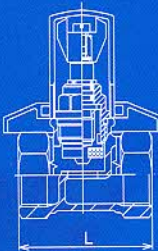
Dimension	code	L, V mm	m g
DN15	411094	63	297
DN20	411095	75	414
DN25	411096	85	667
DN32	411097	95	1 035
DN40	411098	110	1 302
DN50	411099	140	2 224

**K-3**



Dimension	code	L, V mm	m g
DN15	411040	62	245
DN20	411041	65	385

**K-130**



Dimension	code	L, V mm	m g
DN15	411050	52	148
DN20	411051	56	193

**K-522 A**



Dimension	code	L, V mm	m g
DN20	411268	59	325

LUX

Š T A N D A R D

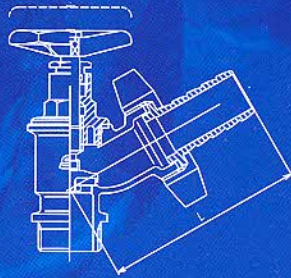
LUX

LUX

LUX

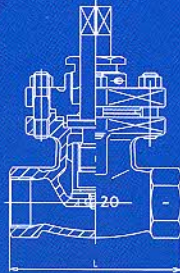
Š T A N D A R D

**K-522 T**



Dimension	code	L, V mm	m g
DN25	411269	107	616

**K-181 A**



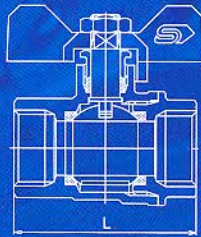
Dimension	code	L, V mm	m g
DN20	411320	96	1 139
DN25	411321	105	1 789
DN32	411322	115	2 422
DN40	411323	130	3 059

**V-3040**



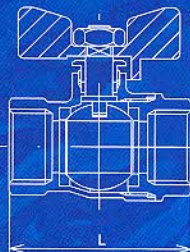
Dimension	code	L, V mm	m g
DN15	412216	50	305
DN20	412217	55	436
DN25	412218	60	645
DN32	412231	70	1 058
DN40	412233	75	1 416
DN50	412235	85	2 130

**KE-230 E**



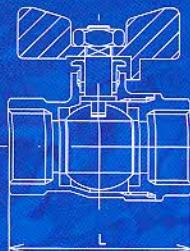
Dimension	code	L, V mm	m g
DN15	411420	52	170
DN20	411421	58	245
DN25	411422	70	425

**KE-230 L**



Dimension	code	L, V mm	m g
DN15	400150	52	150
DN20	400151	58	203
DN25	400152	70	342

**KE-230**



Dimension	code	L, V mm	m g
DN15	400001	47	126
DN20	400002	53	180
DN25	400003	63	332

Š T A N D A R D

Š T A N D A R D

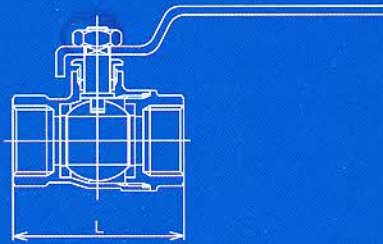
L U X

E X C L U S I V E

L U X

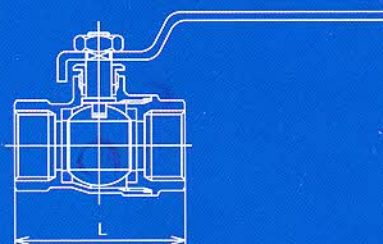
Š T A N D A R D

KE-231 E



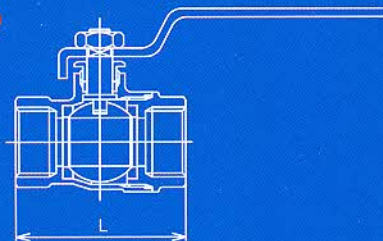
Dimension	code	L, V mm	m g
DN15	411430	52	180
DN20	411431	58	260
DN25	411432	70	450
DN32	411433	80	600
DN40	411434	95	850
DN50	411435	103	1400

KE-231 L



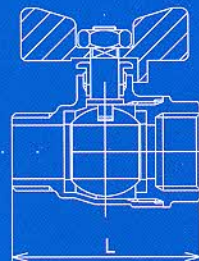
Dimension	code	L, V mm	m g
DN 10	400154	42	115
DN15	400155	52	163
DN20	400156	58	220
DN25	400157	70	366
DN32	400158	80	562
DN40	400159	95	815
DN50	400153	103	1 250

KE-231



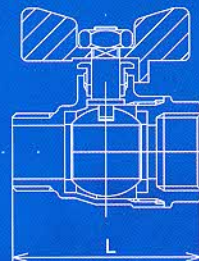
Dimension	code	L, V mm	m g
DN15	400016	47	149
DN20	400017	53	218
DN25	400018	63	356
DN32	400019	74	525
DN40	400020	85	809
DN50	400021	99	1 237
DN65	400022	125	2 650
DN80	400023	143	3 600
DN100	400024	158	5 200

KE-240 L



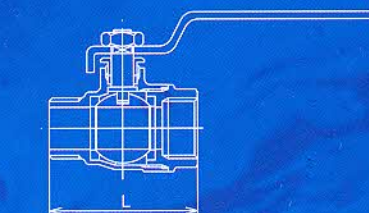
Dimension	code	L, V mm	m g
DN15	400160	54	151
DN20	400161	59	200
DN25	400162	71	354

KE-240



Dimension	code	L, V mm	m g
DN15	400041	52	133
DN20	400042	57	190
DN25	400043	70	324

KE-241 L



Dimension	code	L, V mm	m g
DN15	400165	54	163
DN20	400166	59	223
DN25	400167	71	370
DN32	400168	81	555
DN40	400169	93	820
DN50	400163	105	1 300

EXCLUSIVE

LUX

Š T A N D A R D

LUX

Š T A N D A R D

LUX